

'ASSEMBLAGE' - Workshop with Siân Martin
18th January 2025, 10/00 – 12.30
Talk 15th January

This half day workshop will enable students to create a textile from a variety of materials including paper. It's great fun to machine stitch through fragments of recycled thin card, recycling from items such as packaging and greetings cards.

The word 'assemblage' describes a textile that is created by combining multiples of different materials; fabrics, papers, threads, photos, abandoned samples, surfaces that hold memories, any item that has meaning for your story that can be stitched into.

You will create a small textile that reflects your own personal story.



***Siân Martin** has been using different methods of ASSEMBLAGE within her textile art pieces to create articulated textiles that move and flow. Small fragments of family photos were used to create 'Final Curtain' for a gallery within a new theatre foyer to commemorate her childhood in that area.*

Detail of 'How Green is my Valley' by **Siân Martin**

STUDENT REQUIREMENTS

THIN CARD







Gather several pieces of thin card that you can put through a sewing machine. Ideal examples could be old Christmas/birthday cards, recycled packaging boxes such as cereal/tea boxes. Other ideas could be old photos, magazine covers (inside pages too thin), In fact, anything that is firmer than paper but not too solid that it can't be stitched through.

FABRIC FRAGMENTS

A few pieces of translucent fabrics such as net, organza or similar.

OPTIONAL A small piece of discarded embroidery sample, old table/bed linen, interesting portions of clothing. Note – these will be cut into smaller shapes.

SEWING EQUIPMENT

-  Sewing machine – Check that it is happy to stitch through one of your pieces of thin card. 'Normal' straight lines of stitching will be used - not free machining.
-  A large machine needle – size 100 at least, 110/120 preference or the largest you can get for your machine. Also a standard size needle – a size 90 or 80.
-  Threads plus a few thicker (non fluffy) threads such as cotton perle.
-  A spare bobbin spool
-  Scissors
-  A cocktail stick